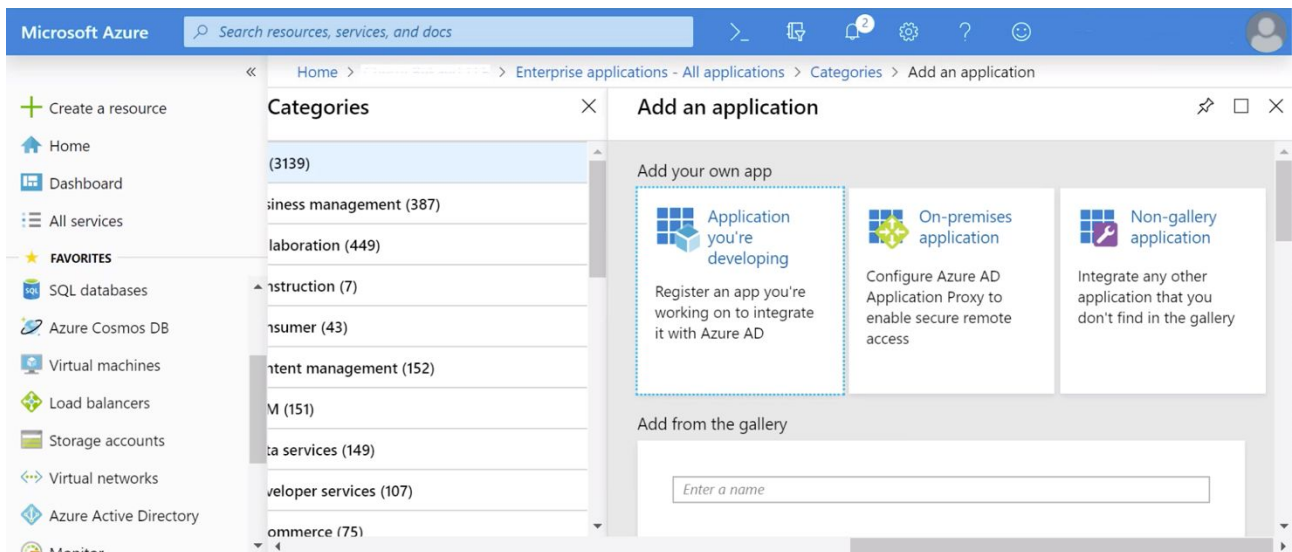


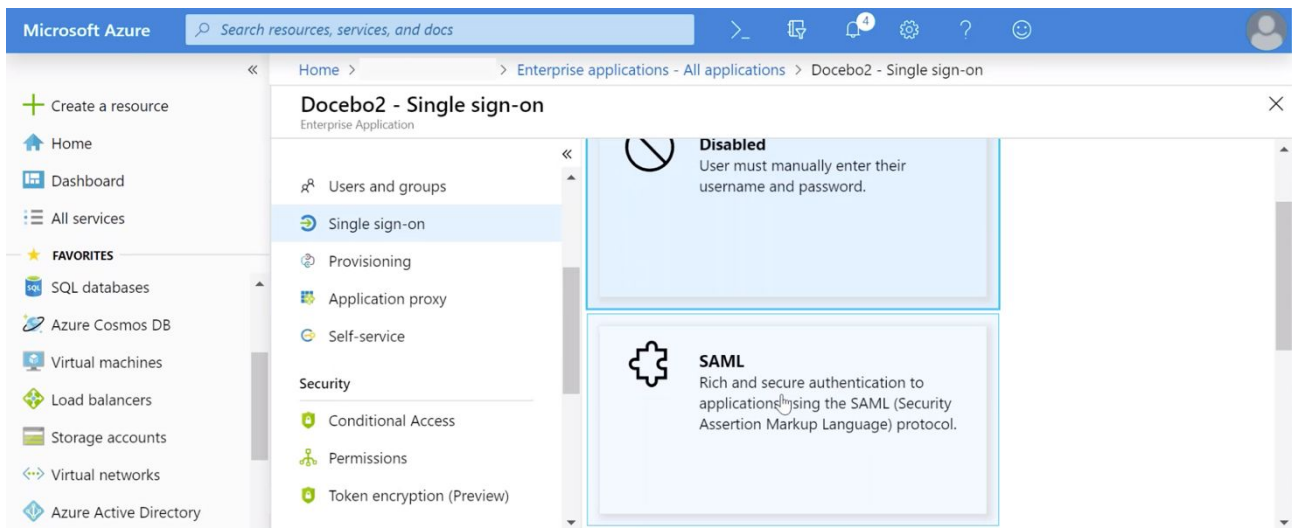
Microsoft Azure with SAML

Start the configuration from the Identity Provider (if you are planning to use the integration with a custom domain, make sure your SLL certification is valid). Connect to the [Microsoft Azure AD web](#) site as an Admin.

Select **Enterprise applications** then **All applications**. Click on the button **New application** and select **Non-gallery application**.



Type the name of the application (we suggest to use Docebo) and press **Add**. A window of the application will open, then click on **Single Sign-on** menu on the left and select **SAML**.



In the configuration page of SAML provide the following information:

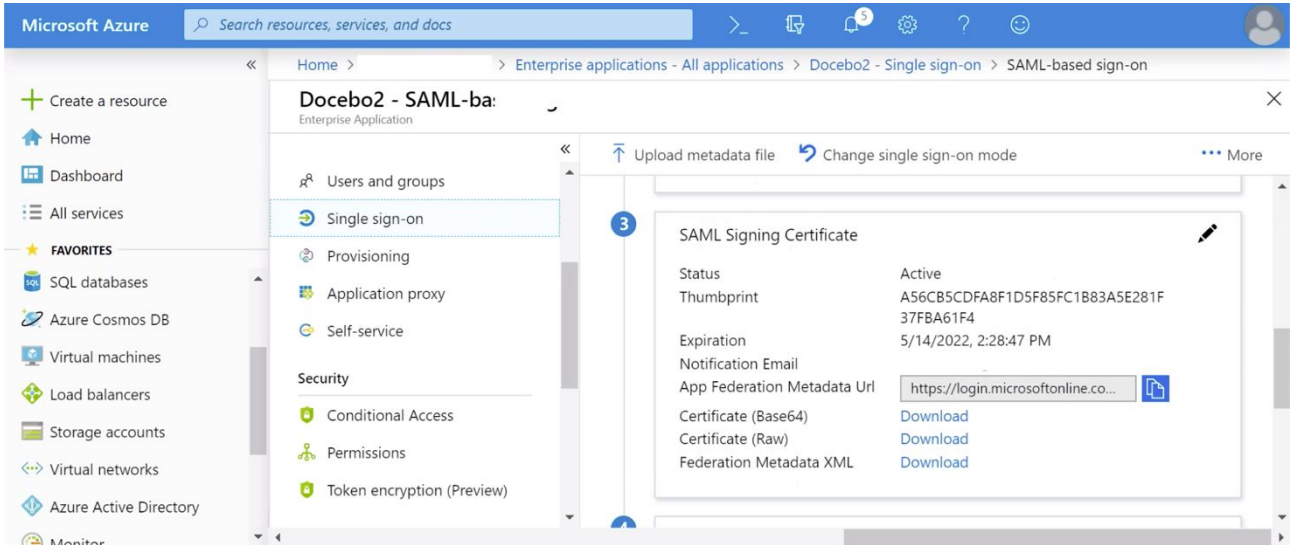
Identifier (Entity ID) (Required):

<https://yourplatform.docebosaaS.com/lms/index.php>

Reply URL (Assertion Consumer Service URL) (Required)

<https://yourplatform.docebosaaS.com/lms/index.php?r=SimpleSamlApp/SimpleSamlApp/modules/saml/sp/saml2-acs.php/default-sp>

Save the information and close the window with the X button on the top right corner. The system may request to test the Single sign-on at this stage, click **No, I'll test later**. In the page **Setup Single Sign-On with SAML – Preview**, go to the block titled **SAML Signing Certificate** and download the **Federation Metadata XML**.



Now, open Docebo, go to the **Admin gear > SAML settings**.

SAML 2.0 - Settings [READ MANUAL](#)

Active

Identity Provider ID *
E.g.: http://myadfs.domain.com/adfs/services/trust

Enable Service Provider Certificate
Some Identity Providers/Federations may require that Service Providers hold a certificate. If you enable a certificate for your Service Provider, it may be able to sign requests and responses sent to the Identity Provider, as well as receiving encrypted responses.

Signature Algorithm
The algorithm used when signing any message generated by this service provider

SHA-1 This algorithm has been deprecated since 2011 SHA-256

XML Metadata *
For ADFS, you can get WS-Federation metadata from [http\[s\]://your-adfs.domain.com/FederationMetadata/2007-06/Federationmetadata.xml](http[s]://your-adfs.domain.com/FederationMetadata/2007-06/Federationmetadata.xml)

Username Attribute *
E.g.: http://schemas.microsoft.com/ws/2008/06/identity/claims/windowsaccountname

This information is mandatory:

- Identity provider ID: Azure Issuer (eg. <https://sts.windows.net/17975747-33k9-213t-th66-4if92d300ih/>)

- XML Metadata: open the Federation Metadata XML (downloaded before) as text and copy and paste the information in this box
- Username attribute: the field you will use as username in Docebo (eg. <http://schemas.xmlsoap.org/ws/2005/05/identity/claims/emailaddress>)